

SLIDING BARN DOOR



a part of MGROUP

PAINTED WOOD SERIES

TECHNICAL SPECIFICATIONS

DIMENSIONS: HEIGHT: STANDARD: 81"H

WIDTH: 30", 36", 42", 48", OR 60"W

THICKNESS: 1 3/8" OR 1 3/4", CUSTOM AVAILABLE

TRACK HARDWARE: BLACKEN STEEL OR STAINLESS STEEL 304

DOOR DESIGN: BW01, 02, 03, 04, 05, OR 06

COLORS: WHITE, DARK GREY, LIGHT BLUE, DARK BLUE,
OR WINE RED

DOOR LEAF: CNC CARVING TO AVOID CRACKING
WHITE PRIMED OR FACTORY PRE-FINISHED
FACTORY PRE-CUT SLOTS FOR BOTTOM GUIDE

WARRANTY: 3-YEAR MANUFACTURER LIMITED WARRANTY
AGAINST DEFECTS



WHITE



DARK GREY




LIGHT BLUE



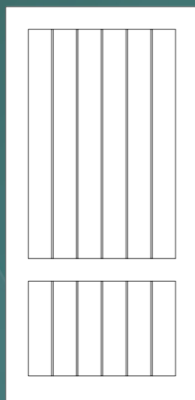
DARK BLUE




WINE RED




BW01



BW02




BW03



BW04



BW05



BW06



BLACKEN STEEL COLLECTION



BL01



BL01



DECORATIVE COVER



SAFETY PIN



HANGING WHEEL

AVAILABLE IN BLACK
& RED GRAY




DOOR STOP




FLOOR GUIDE


STAINLESS STEEL COLLECTION




SS01




SS02



SS03



SS04



SS05