

# SLIDING BARN DOOR

## PAINTED WOOD SERIES

### TECHNICAL SPECIFICATIONS

DIMENSIONS: HEIGHT: STANDARD: 81"H

WIDTH: 30", 36", 42", 48", OR 60"W

THICKNESS: 1 3/8" OR 1 3/4", CUSTOM AVAILABLE

TRACK HARDWARE: BLACKEN STEEL OR STAINLESS STEEL 304

DOOR DESIGN: BW01, 02, 03, 04, 05, OR 06

COLORS: WHITE, DARK GREY, LIGHT BLUE, DARK BLUE,  
OR WINE RED

DOOR LEAF: CNC CARVING TO AVOID CRACKING  
WHITE PRIMED OR FACTORY PRE-FINISHED  
FACTORY PRE-CUT SLOTS FOR BOTTOM GUIDE

WARRANTY: 3-YEAR MANUFACTURER LIMITED WARRANTY  
AGAINST DEFECTS



WHITE



DARK GREY




LIGHT BLUE




DARK BLUE



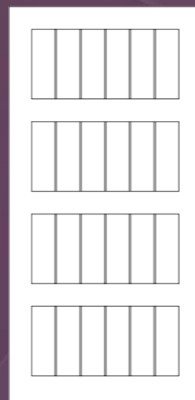
WINE RED




BW01




BW02




BW03



BW04



BW05




BW06

# SLIDING TRACK HARDWARE

BLACKEN STEEL COLLECTION



BL01



BL01



DECORATIVE COVER



SAFETY PIN



HANGING WHEEL

AVAILABLE IN BLACK  
& RED GRAY




DOOR STOP




FLOOR GUIDE


STAINLESS STEEL COLLECTION




SS01




SS02



SS03



SS04



SS05