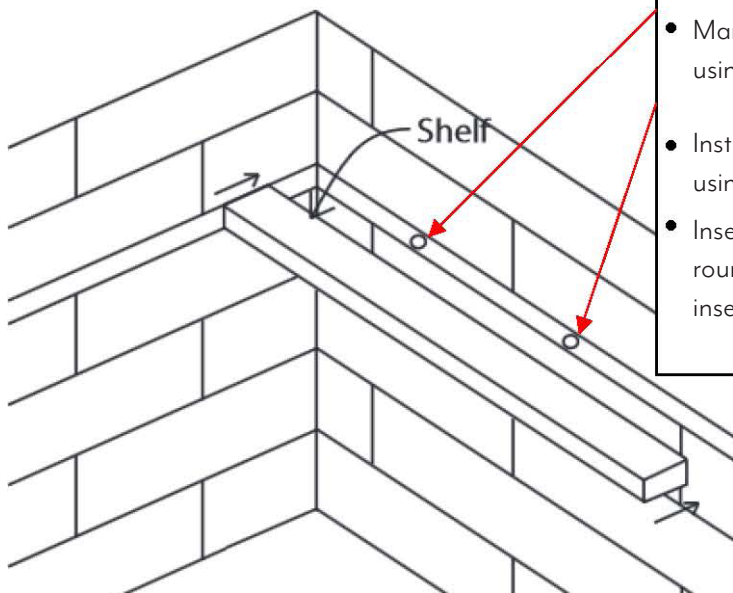
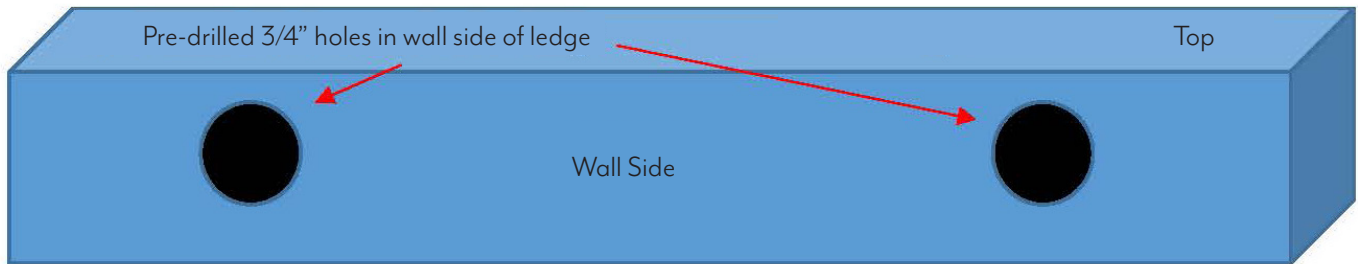
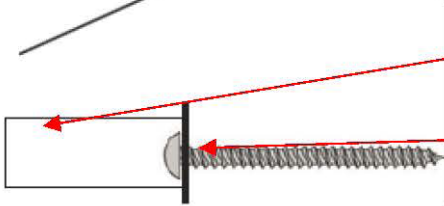


MATERIALS REQUIRED:

- 3/8" diamond drill bit, 100% silicone, color matched silicone, and wall blocking



- Mark location for drill holes on surround using the accessory ledge as a template.
- Installer drills 3/8" hole in the surround using a diamond bit.
- Insert screw through standoff and surround. Standoff is hollow cylinder that inserts into the ledge.



- 3/4" hollow side of standoff is inserted into ledge.
- Hole for screw on wall side.

- Apply 100% silicone on the standoff cylinder and within the pre-drilled holes.
- Apply beads of 100% silicone to the unfinished side of the accessory ledge.
- Apply color-matched 100% silicone to all seams between the ledge and surround.